



Radium
Die Lichtmarke



43719723-2700K-5016UFz-42mA
Radium
RL-A60DIM
6.5W-220-240V-866lm
CE
Radium Lampenwerk GmbH
Dr. Eugen Kersting-Str. 2
51628 Wipperfurth,
Germany



LED-Lamps
2024

Sustainable, efficient and qualitative.

**Radium LED lamps
make the difference.**

Professional light.

Radium LED lamps.

You want the best light for your lighting project? Then do you just take whatever? Certainly not. With the LED lamp portfolio from Radium, we offer you high-quality products at reasonable conditions. We are thus following the trend that quality, sustainability and responsibility are once again in demand. Moving away from cheap products that are produced under questionable conditions. Towards branded products that are also worth their money.



Broad portfolio with over 250 models

With our current portfolio, we offer over 250 LED lamps. In addition, you benefit from especially excellent technical specifications. This means that you will find the right LED lamps for every requirement – from the entry-level to the premium segment.



Quality Made in Germany

Our RaLEDina, for example, doesn't come from the Far East, but from Wipperfürth. The decorative line lamp replaces the predecessor model Ralina and is manufactured on the same production line. With Radium, you trust a brand that economically combines state-of-the-art lighting technology and a responsible product policy.



Efficient with high-quality materials

The technical development of LED lamps is proceeding rapidly. This can also be seen in our portfolio, which offers very good performance thanks to extended service life and increased performance. In addition, many models impress with their elegant all-glass design. This also means that most of our lamps do not have a heat sink.



Safety through long guarantee

Thanks to the high quality of our products, we offer up to five years guarantee on the entire portfolio. The differences in duration usually relate to the "Star" and "Essence" product families. Further information on the guarantee conditions can be found at www.radium.de/guarantee.

Contents

LED Classic	04
LED Spots	18
LED Tubes	28
LED Special	48
LED's Save Calculator	60
Technical information	61
Explanation of pictograms	62



Sustainable lighting solutions. **Thanks to LED technology.**

Sustainability is becoming increasingly important – for private customers as well as for companies and building operators. Radium's LED lamp portfolio focuses on this topic: with high-quality products in classic design such as the Classic A in bulb shape, the Classic D in drop shape and the Classic C in candle shape. Without fancy gimmicks, but instead in proven Radium brand quality. For people who think before they buy LED lamps.





**LED
Classic**



LED Classic

High-quality lamps in classic design

Proven designs with state-of-the-art technology

- Lamps in classic design
- Cozy warm white light or colder light colors
- Simple 1:1 exchange
- Extremely energy-saving: up to 85 %
- Long service life: up to 25,000 hours
- 100 % light instantly
- Homogeneous matt finish

Areas of application

- Restaurants
- Hotels
- Bars
- Apartments and private homes



1



LED Star Classic A

d mm

l mm

pcs.

h



1	43620818	RL-A40 DIM 927/F/E27	3.4	470	60	108	E27	●	10	D	25000	
1	44020717	RL-A60 DIM 927/F/E27	5.9	806	60	108	E27	●	10	D	25000	
1	43820819	RL-A60 DIM 930/F/E27	5.9	806	60	108	E27	●	10	D	25000	
1	43820718	RL-A60 DIM 940/F/E27	5.9	806	60	108	E27	○	10	D	25000	
1	44020719	RL-A75 DIM 927/F/E27	7.8	1055	60	108	E27	●	10	D	25000	
1	43820820	RL-A75 DIM 930/F/E27	7.8	1055	60	108	E27	●	10	D	25000	
1	43820720	RL-A75 DIM 940/F/E27	7.8	1055	60	108	E27	○	10	D	25000	
1	44020821	RL-A100 DIM 927/F/E27	11.0	1521	60	108	E27	●	10	D	25000	



— 5 —
YEARS
GUARANTEE

1

W

lm



L70

LED Star Classic A Daylight Sensor

d mm

l mm

pcs.

h



1

43819363

RL-A60 DL 827/F/E27 HS

9.0

806

62

112

E27



10

F

25000



— 4 —
YEARS
GUARANTEE

1

2



LED Essence Classic A

d mm

l mm

pcs.

h



1	44120790	RL-A40 827/F/E27	4.2	470	60	106	E27	●	10	E	15000
1	43920791	RL-A40 830/F/E27	4.2	470	60	106	E27	●	10	E	15000
1	43920792	RL-A40 840/F/E27	4.2	470	60	106	E27	○	10	E	15000
1	44120723	RL-A60 827/F/E27	7.0	806	60	106	E27	●	10	E	15000
1	43920794	RL-A60 830/F/E27	7.0	806	60	106	E27	●	10	E	15000
1	43920725	RL-A60 840/F/E27	7.0	806	60	106	E27	○	10	E	15000
1	43920728	RL-A75 827/F/E27	7.8	1055	60	106	E27	●	10	D	15000
1	43920797	RL-A75 830/F/E27	7.8	1055	60	106	E27	●	10	D	15000
1	43920729	RL-A75 840/F/E27	7.8	1055	60	106	E27	○	10	D	15000
1	44120798	RL-A100 827/F/E27	10.5	1521	60	106	E27	●	10	D	15000
1	43920799	RL-A100 830/F/E27	10.5	1521	60	106	E27	●	10	D	15000
1	43920800	RL-A100 840/F/E27	10.5	1521	60	106	E27	○	10	D	15000
2	44120802	RL-A150 827/F/E27	18.0	2452	70	126	E27	●	10	D	15000
2	43920803	RL-A150 840/F/E27	18.0	2452	70	126	E27	○	10	D	15000



CRI
>90

— 5 —
YEARS
GUARANTEE

1



LED Star Classic A

d mm

l mm

pcs.

h



1	43820716	RL-A60 DIM 927/C/E27 FIL	5.9	806	60	108	E27	●	10	D	25000
---	----------	--------------------------	-----	-----	----	-----	-----	---	----	---	-------



— 4 —
YEARS
GUARANTEE



LED Essence Classic A

d mm l mm pcs. h



1	43520851	RL-A40 827/C/E27 FIL	4.2	470	60	106	E27	●	10	E	15000
1	43618711	RL-A40 840/C/E27 FIL	4.0	470	60	105	E27	○	10	E	15000
2	42920722	RL-A60 827/C/E27 FIL	5.9	806	60	106	E27	●	10	D	15000
2	43720795	RL-A60 830/C/E27 FIL	5.9	806	60	106	E27	●	10	D	15000
2	43920852	RL-A60 840/C/E27 FIL	5.9	806	60	106	E27	○	10	D	15000
3	43920726	RL-A75 827/C/E27 FIL	7.8	1055	60	106	E27	●	10	D	15000
3	43819766	RL-A75 840/C/E27 FIL	7.5	1055	60	105	E27	○	10	D	15000
3	44120801	RL-A100 827/C/E27 FIL	10.5	1521	60	106	E27	●	10	D	15000
3	44020246	RL-A100 840/C/E27 FIL	11.0	1521	60	105	E27	○	10	D	15000



— 4 —
YEARS
GUARANTEE



LED Essence Ambiente LUX

d mm l mm pcs. h



1	42819838	RL-A50 824/C/E27 FIL Gold	6.5	650	60	105	E27	●	6	F	15000
1	42819839	RL-A63 824/C/E27 FIL Gold	7.5	865	60	105	E27	●	6	E	15000



CRI
>90

— 5 —
YEARS
GUARANTEE

W

lm



L70

LED Star Mini-Ball

d mm

l mm

pcs.

h



Glass

1	44020824	RL-D40 DIM 927/F/E14*	3.4	470	45	80	E14	○	10	D	25000
1	44120840	RL-D60 DIM 927/F/E14*	5.9	806	45	80	E14	○	10	D	25000
2	43919847	RL-D40 DIM 827/F/E27	4.8	470	45	77	E27	○	10	F	15000



— 4 —
YEARS
GUARANTEE

W

lm



L70

LED Essence Mini-Ball

d mm

l mm

pcs.

h



Glass

2	43820809	RL-D25 827/F/E27	2.2	250	45	74	E27	○	10	E	15000
1	44120814	RL-D40 827/F/E14	4.2	470	45	80	E14	○	10	E	15000
2	44120811	RL-D40 827/F/E27	4.2	470	45	78	E27	○	10	E	15000
1	44120815	RL-D40 830/F/E14	4.2	470	45	80	E14	○	10	E	15000
2	44120812	RL-D40 830/F/E27	4.2	470	45	78	E27	○	10	E	15000
1	44120816	RL-D40 840/F/E14	4.2	470	45	80	E14	○	10	E	15000
2	44120813	RL-D40 840/F/E27	4.2	470	45	78	E27	○	10	E	15000
1	44120734	RL-D60 827/F/E14	6.5	806	45	80	E14	○	10	E	15000



1



LED Star Mini-Ball

d mm

l mm

pcs.

h



Glass

1	44020295	RL-D40 DIM 927/C/E14 FIL	3.4	470	45	80	E14	●	10	D	15000
---	----------	---------------------------------	-----	-----	----	----	-----	---	----	---	-------



1



2



LED Essence Mini-Ball

d mm

l mm

pcs.

h



Glass

1	43920810	RL-D25 827/C/E14 FIL	2.2	250	45	80	E14	●	10	E	15000
2	43920817	RL-D40 827/C/E14 FIL	4.2	470	45	80	E14	●	10	E	15000
2	43619257	RL-D40 840/C/E14 FIL	4.0	470	45	77	E14	○	10	E	15000
2	43819338	RL-D60 827/C/E14 FIL	6.5	806	45	77	E14	●	10	D	15000



1

— 4 —
YEARS
GUARANTEE



LED Essence Ambiente LUX

d mm l mm pcs. h



1	42819854	RL-D22 824/C/E14 FIL Gold	2.5	220	45	77	E14	○	6	F	15000
---	----------	---------------------------	-----	-----	----	----	-----	---	---	---	-------



1

— 4 —
YEARS
GUARANTEE



LED Essence Ambiente LUX

d mm l mm pcs. h



1	42819855	RL-E22 824/C/E27 FIL Gold	2.5	220	64	143	E27	○	4	F	15000
---	----------	---------------------------	-----	-----	----	-----	-----	---	---	---	-------



1



LED Star Globe

d mm

l mm

pcs.

h



1	44020735	RL-G95 100 DIM 927/F/E27	11.0	1521	95	140	E27	●	6	D	25000
---	----------	--------------------------	------	------	----	-----	-----	---	---	---	-------



1



LED Essence Ambiente LUX

d mm

l mm

pcs.

h



1	42819846	RL-G125 52 824/C/E27 FIL Gold	6.5	720	124	168	E27	●	4	E	15000
---	----------	-------------------------------	-----	-----	-----	-----	-----	---	---	---	-------



1



LED Star Candle

d mm

l mm

pcs.

h



1	44020822	RL-C40 DIM 927/F/E14	3.4	470	35	97	E14		10	D	25000
1	44020730	RL-C60 DIM 927/F/E14	5.9	806	35	97	E14		10	D	25000



1



LED Essence Candle

d mm

l mm

pcs.

h



1	43820804	RL-C25 827/F/E14	2.2	250	35	97	E14		10	E	15000
1	44120805	RL-C40 827/F/E14	4.2	470	35	97	E14		10	E	15000
1	44120806	RL-C40 830/F/E14	4.2	470	35	97	E14		10	E	15000
1	44120807	RL-C40 840/F/E14	4.2	470	35	97	E14		10	E	15000
1	44120732	RL-C60 827/F/E14	6.5	806	35	97	E14		10	E	15000



1



LED Star Candle

d mm

l mm

pcs.

h



1	44020823	RL-C40 DIM 927/C/E14 FIL	3.4	470	35	97	E14		10	D	25000
---	----------	---------------------------------	-----	-----	----	----	-----	--	----	---	-------



1



2



3



4



LED Essence Candle

d mm

l mm

pcs

h



1	43820082	RL-C25 827/C/E14 FIL	2.2	250	35	98	E14		10	E	15000
2	44120808	RL-C40 827/C/E14 FIL	4.2	470	35	97	E14		10	E	15000
3	43820079	RL-CA40 827/C/E14 FIL	4.0	470	35	121	E14		10	E	15000
4	44020188	RL-CW40 827/C/E14 FIL	4.0	470	35	100	E14		10	E	15000
2	44120731	RL-C60 827/C/E14 FIL	6.5	806	35	97	E14		10	E	15000

— 4 —
YEARS
GUARANTEE



LED Essence Ambiente LUX

d mm l mm Pcs. h



1	42819840	RL-C22 824/C/E14 FIL Gold	2.5	220	35	100	E14	●	6	F	15000
2	42819841	RL-C35 824/C/E14 FIL Gold	4.0	410	35	100	E14	●	6	F	15000
3	42819842	RL-CA22 824/C/E14 FIL Gold	2.5	220	35	121	E14	●	10	F	15000
4	42819843	RL-CW22 824/C/E14 FIL Gold	2.5	220	35	100	E14	●	6	F	15000



Stylishly illuminated.

LED spotlights for special accents.

Today, almost anyone can sell LED lamps at extremely low prices and with less service. But there are more and more people who don't want to buy these no-name products anymore. Our LED lamp family therefore includes high-quality LED spot lamps such as LED R63, LED PAR16 or LED MR16, which set brilliant highlights with directional light and modern design. For quality-conscious people who appreciate not only brand quality but also personal advice.





**LED
Spots**

LED-Spots

Spot lighting for professional applications

The new generation focuses on performance

- Direct replacement of incandescent and halogen reflector lamps
- Extremely energy-saving
- Long service life of up to 40,000 hours
- Efficient high-power LEDs
- New innovative design
- Low heat generation
- Many dimmable

Areas of application

- Shops
- Restaurants
- Hotels
- Bars
- Corridors
- Apartments and private homes



LED Star PAR16, GU10

d mm

l mm

Pcs.

h



Glass

1	43720045	RL-PAR16 35 DIM 927/WFL	3.4	230	51	52	GU10	●	10	G	15000
2	44020752	RL-PAR16 50 DIM 927/WFL	4.5	350	50	54	GU10	●	10	F	25000
1	44020753	RL-PAR16 50 DIM 930/WFL	4.5	350	50	54	GU10	●	10	F	25000
1	43920166	RL-PAR16 50 DIM 940/WFL	4.5	350	51	54	GU10	○	10	F	25000
3	43820755	RL-PAR16 80 DIM 927/WFL	8.3	575	50	52	GU10	●	10	G	25000
3	43820756	RL-PAR16 80 DIM 930/WFL	8.3	575	50	52	GU10	●	10	G	25000
3	44020757	RL-PAR16 80 DIM 940/WFL	8.3	575	50	52	GU10	○	10	G	25000
2	43919836	RL-PAR16 80 DIM 930/VWFL 60*	8.3	575	50	52	GU10	●	10	G	25000
1	43919837	RL-PAR16 80 DIM 940/VWFL 60*	8.3	575	50	52	GU10	○	10	G	25000
2	44020760	RL-PAR16 80 DIM 927/VWFL**	7.9	650	50	52	GU10	●	10	G	25000
2	44020761	RL-PAR16 80 DIM 930/VWFL**	7.9	650	50	52	GU10	●	10	G	25000
4	43920152	RL-PAR16 80 DIM 940/VWFL**	7.9	650	50	52	GU10	○	10	G	25000



- 4 -
YEARS
GUARANTEE



LED Essence PAR16, GU10

d mm l mm Pcs. h



1	43920763	RL-PAR16 50 827/WFL	4.3	350	50	52	GU10	●	10	F	15000
2	43920764	RL-PAR16 50 830/WFL	4.3	350	50	52	GU10	●	10	F	15000
2	43920765	RL-PAR16 50 840/WFL	4.3	350	50	52	GU10	○	10	F	15000
3	43820072	RL-PAR16 50 827/VWFL**	4.3	350	50	56	GU10	●	10	F	15000
3	43920767	RL-PAR16 50 830/VWFL**	4.3	350	50	56	GU10	●	10	G	15000
2	43820073	RL-PAR16 50 840/VWFL**	4.3	350	50	56	GU10	○	10	G	15000
1	43920769	RL-PAR16 80 827/WFL	6.9	575	50	52	GU10	●	10	F	15000
1	43920770	RL-PAR16 80 830/WFL	6.9	575	51	54	GU10	●	10	F	15000
1	43820337	RL-PAR16 80 840/WFL	6.9	575	51	54	GU10	○	10	F	15000
1	44020217	RL-PAR16 80 830/VWFL60*	6.9	575	50	52	GU10	●	10	F	15000
1	44020215	RL-PAR16 80 840/VWFL60*	6.9	575	50	52	GU10	○	10	F	15000
4	43820117	RL-PAR16 80 827/VFWL**	6.9	620	50	52	GU10	●	10	F	15000
4	43820118	RL-PAR16 80 830/VFWL**	6.9	620	50	52	GU10	●	10	F	15000
4	43820119	RL-PAR16 80 840/VWFL**	6.9	620	50	52	GU10	○	10	F	15000

- 4 -
YEARS
GUARANTEE



1



LED Essence MR11, GU4

d mm l mm Pcs. h



1	43820078	RL-MR11 20 827/WFL	2.5	184	35	38	GU4	●	10	G	15000
1	44120739	RL-MR11 35 827/WFL	4.2	345	35	38	GU4	●	10	F	15000

- 5 -
YEARS
GUARANTEE



1



2



3



LED Star MR16, GU5.3

d mm l mm Pcs. h



2	44020740	RL-MR16 35 DIM 927/WFL	5.3	355	51	46	GU5.3	●	10	G	40000
2	44020741	RL-MR16 35 DIM 930/WFL	5.3	350	51	46	GU5.3	●	10	G	40000
1	44020742	RL-MR16 43 DIM 927/WFL	6.6	500	51	46	GU5.3	●	10	G	40000
1	43720054	RL-MR16 43 DIM 930/WFL	7.8	500	51	46	GU5.3	●	10	G	40000
3	43820744	RL-MR16 43 DIM 940/WFL	6.6	500	50	44	GU5.3	○	10	G	40000



— 4 —
YEARS
GUARANTEE



LED Essence MR16, GU5.3

d mm l mm Pcs. h



1	43520745	RL-MR16 35 827/WFL	3.8	345	51	46	GU5.3	●	10	F	15000
1	43920154	RL-MR16 35 830/WFL	3.8	350	51	46	GU5.3	●	10	F	15000
1	43819756	RL-MR16 35 840/WFL	3.8	350	51	46	GU5.3	○	10	F	15000
2	44120748	RL-MR16 50 827/WFL	6.5	621	51	46	GU5.3	●	10	F	15000
1	43819757	RL-MR16 50 830/WFL	8.0	621	51	46	GU5.3	●	10	G	15000
2	43819758	RL-MR16 50 840/WFL	6.5	621	51	46	GU5.3	○	10	G	15000



— 5 —
YEARS
GUARANTEE



LED Star AR111, G53

d mm l mm Pcs. h



1	43820777	RL-AR111 75 DIM 930/FL	11.7	800	111	55	G53	●	6	G	40000
1	43620778	RL-AR111 75 DIM 930/WFL*	11.7	800	111	55	G53	●	6	G	40000



- 4 -
YEARS
GUARANTEE




LED Essence R50, R63 & R80

d mm l mm Pcs. h



1	43618820	RL-R50 40	827/WFL	2.6	210	50	85	E14	●	10	F	15000
2	43920780	RL-R63 60	827/WFL	4.8	350	63	98	E27	●	10	F	15000
3	43920781	RL-R80 100	827/WFL	8.5	670	80	105	E27	●	10	F	15000





- 5 -
YEARS
GUARANTEE

1	2	3	W	lm						L70
LED Star PAR20, PAR30 & PAR38			d mm	l mm			Pcs.			h

					Glass	IP 65						
1	43719738	RL-PAR20 50 DIM 927/WFL	6.4	350	65	88	E27		6	G	25000	
2	43720043	RL-PAR30 75 DIM 927/WFL	10.0	633	95	93	E27		6	G	25000	
3	43720044	RL-PAR38 120 DIM 827/WFL*	15.2	1035	122	134	E27		6	G	25000	



- 4 -
YEARS
GUARANTEE

1	2		W	lm						L70
LED Essence PAR38			d mm	l mm			Pcs.			h

				Glass	IP 65						
1	43819344	RL-PAR38 120 827/SP	12.5	1035	122	134	E27		6	G	25000
2	44120782	RL-PAR38 120 827/FL*	13.5	1035	122	134	E27		6	F	25000

Efficient and durable.

LED tubes that convince.

Experience has shown that products manufactured at very low prices often break down faster than you can say “junk lamp.” Many people are therefore looking for really good alternatives that can be trusted in the long term. This is what Radium’s product range is all about – for example with high-quality LED tubes such as the LED T5 Tubes, LED T8 Tubes or the round LED T9 Ring as replacements for classic fluorescent lamps. For the indestructible who prefer real brand products.





**LED
Tubes**



The type of luminaire decides.

The right LED tube for every application.


When replacing fluorescent lamps with the latest Radium LED technology, the choice of the right LED tube depends on the type of luminaire. Basically, there are four circuit options:

- With direct wiring, the LED tube is operated directly on mains voltage. If the existing luminaire is not designed for this operation, the luminaire must be converted. We recommend always using the LED starter supplied and clearly labeling the luminaire (only for LED tubes).
- For luminaires with conventional ballast (CCG), the fluorescent tube is replaced 1:1 with an LED tube. The starter is also replaced by the LED starter supplied. We recommend removing the compensation capacitor.
- Our HF or UN versions are suitable for luminaires with electronic control gear (ECG). The tubes are replaced 1:1, but compatibility must be checked using the compatibility list.
- For DC operation, our LED Neo tubes are connected to an external constant current LED driver. For operation in existing luminaires, the installed CCG or ECG must be replaced with a suitable LED driver. Both luminaires with conventional (CCG) and electronic ballasts (ECG) can be converted to DC operation.



[LED Tube Guide](#)

Find the right tube with the help of our Tube Guide.



[Video-Tip:](#)

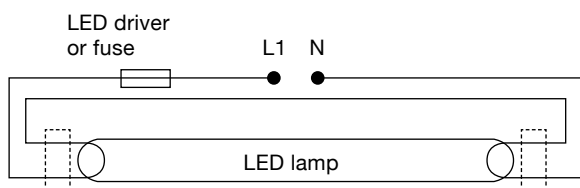
Three simple tricks to determine the operating mode of fluorescent tubes.





What is the operating mode?

Direct wiring (230 V).



Which output do you need?

LED T8 Tube	549mm	849mm	1149mm	1449mm	page
Up to 5.600 lm					
LED Star Tube T5 HO AC	-	-	○	○	38
Bis zu 2.800 lm					
LED Star Tube T5 HE AC	○	-	○	○	38
LED T8 Tube	600mm	1200mm	1500mm	page	
Up to 4.100 lm					
LED Star Tube T8 Plus U0 EM	-	○●	○●	43	
Up to 3.700 lm					
LED Star Tube T8 HO UN	○●	○●	○●	42	
LED Star Tube T8 HO EM	-	○●	○●	44	
Up to 3.100 lm					
LED Star Tube T8 MS	○	○	○	45	
LED Star Tube T8 Plus EM	○●	○●	○●	43	
LED Star Tube T8 EM	○●	○●	○●	44	
Up to 2.800 lm					
LED Essence Tube T8 UN	-	●○●	●○●	42	
Up to 2.200 lm					
LED Essence Tube T8 EM	●○●	●○●	●○●	46	
Up to 1.700 lm					
LED Star Tube T8 FOOD	-	●	●	45	
LED T9 Ring	212mm	page			
Up to 1.320 lm					
LED Essence T9 Ring EM	○●	46			

What is the operating mode?



CCG operation.

Lamp



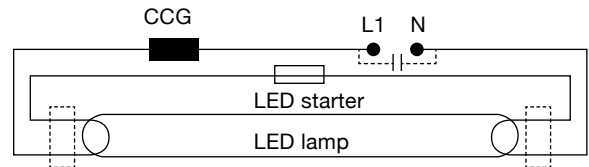
+

Starter



+

Conventional control gear



Which output do you need?

LED T8 Tube	600mm	1200mm	1500mm	page
Up to 4.100 lm LED Star Tube T8 Plus U0 EM	-	○●	○●	43
Up to 3.700 lm LED Star Tube T8 HO UN	○●	○●	○●	42
LED Star Tube T8 HO EM	-	○●	○●	44
Up to 3.100 lm LED Star Tube T8 MS	○	○	○	45
LED Star Tube T8 Plus EM	○●	○●	○●	43
LED Star Tube T8 EM	○●	○●	○●	44
Up to 2.800 lm LED Essence Tube T8 UN	-	○●●	○●●	42
Up to 2.200 lm LED Essence Tube T8 EM	○●●	○●●	○●●	46
Up to 1.700 lm LED Star Tube T8 FOOD	-	○	○	45
LED T9 Ring			212mm	page
Up to 1.320 lm LED Essence T9 Ring			○●	46

What is the operating mode?

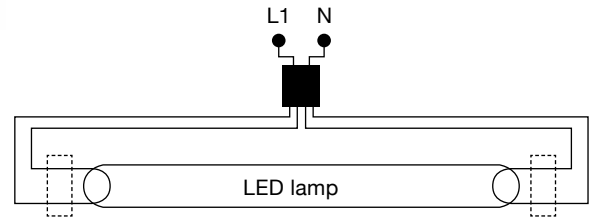
ECG operation.

Lamp



+

Electronic control gear



Which output do you need?

LED T5 Tube	549mm	849mm	1149mm	1449mm	page
Up to 5.600 lm					
LED Star Tube T5 HO HF	-	-	○●	○●	36
Up to 2.800 lm					
LED Star Tube T5 HE HF	○●●	○●●	○●●	○●●	37
LED T8 Tube	600mm	1200mm	1500mm	page	
Up to 3.700 lm					
LED Star Tube T8 HO HF	-	○●	○●	40	
LED Star Tube T8 HO UN	○●	○●	○●	42	
Up to 3.100 lm					
LED Star Tube T8 HF	○●●	○●●	○●●	41	
Up to 2.800 lm					
LED Essence Tube T8 UN	-	○●●	○●●	42	
Up to 800 lm					
LED Essence Tube T8 HF	○●	-	-	41	

Operate only on approved ECGs according to Radium compatibility list www.radium.de/compatibility.

What is the operating mode?

DC operation.

LED Neo Tube

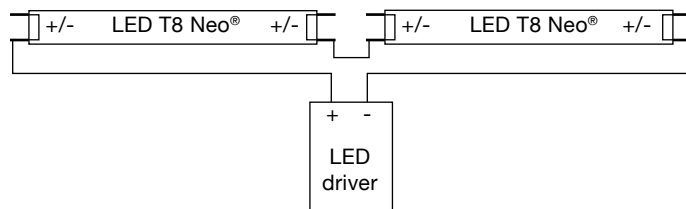


+

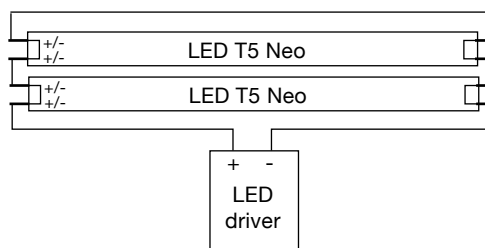
LED driver



Connection example LED T8 Neo® 2-lamp:



Connection example LED T5 Neo 2-lamp:



Which output do you need?

LED T5 Neo	549mm	849mm	1149mm	1449mm	page
Up to 1.800 lm RL-T5 14/24 NEO	● ○ ●	-	-	-	39
Up to 3.150 lm RL-T5 21/39 NEO	-	● ○ ●	-	-	39
Up to 4.400 lm RL-T5 28/54 NEO	-	-	● ○ ●	-	39
Up to 4.300 lm RL-T5 35/49 NEO	-	-	-	● ○ ●	39
Up to 6.200 lm RL-T5 49/80 NEO	-	-	-	● ○ ●	39
LED T8 Neo®	600mm	1200mm	1500mm	page	
Up to 1.875 lm LED T8 NEO 18	○ ●	-	-	47	
Up to 3.418 lm LED T8 NEO 36	-	○ ●	-	47	
Up to 5.180 lm LED T8 NEO 58	-	-	○ ●	47	

Identification.

LED Tubes.

Segmentation

SP	Star Plus	Highest demands on function and quality for professional use.
S	Star	Perfect all-rounder for professional use.
	Essence	Pure function at best price.

Luminous flux

UO	Ultra Output	Highest luminous flux in its class. 1.5m → 4100lm
HO	High Output	High luminous flux and replacement for T5 HO tubes.
HE	High Efficiency	Replacement for T5 HE tubes.

Operating mode

UN	Universal	Suitable for operation with conventional ballasts (CCG) and selected electronic ballasts (ECG), as well as 230V. For ECG operation, the ballast compatibility must be checked on www.radium.de before changing.
HF	High Frequency	Suitable for operation with selected electronic ballasts (ECG). A check of the ballast compatibility on www.radium.de is required before replacement.
EM	Electro Magnetic	Suitable for operation with CCG. Simply replace the existing starter with the LED starter supplied. Also suitable for direct connection to mains voltage (230V).
AC	Alternating Current	Suitable for direct connection to mains voltage (230V).
NEO	Neo	LED tubes for DC operation.



LED Tubes

Energy-saving alternatives to fluorescent tubes

High-quality lighting for a wide range of tasks

- Classic design with glass bulb
- Direct replacement of traditional T8 and T5 fluorescent lamps (ECG or CCG operation)
- Homogeneous light distribution and high luminous flux even at cold ambient temperatures
- Extremely energy-saving
- Fast and flicker-free start
- Wide beam angle
- environmentally friendly: keep old luminaires, just change lamp

Areas of application

- Industrial lighting
- Parking garages
- Paths and corridors
- Maintenance rooms
- Indirect lighting
- Backlighting



1



LED Star Tube T5 HO HF, G5

d mm

l mm

Pcs..

h



	W	lm	d mm	l mm	Beam angle	Temp	G5	G to A	L70		
1 43920261	4000	4000	26.0	1449	17	1449	G5	○	10	D	50000
1 43920260	4000	4000	26.0	1449	17	1449	G5	●	10	D	50000
1 43920262	4000	4000	26.0	1149	17	1149	G5	○	10	D	50000
1 43920263	4000	4000	26.0	1149	17	1149	G5	●	10	D	50000
1 43920266	5600	5600	37.0	1449	17	1449	G5	○	10	D	50000
1 43920267	5600	5600	37.0	1449	17	1449	G5	●	10	D	50000

Operate only on approved ECGs according to Radium compatibility list www.radium.de/compatibility



- 5 -
YEARS
GUARANTEE



1



LED Star Tube T5 HE HF, G5

d mm

l mm

Pcs..

h



1	43719619	RL-T5 14 HE 830/G5 HF	7.0	900	17	549	G5	●	10	E	50000
1	43720247	RL-T5 14 HE 840/G5 HF	7.0	1000	17	549	G5	○	10	D	50000
1	43719620	RL-T5 14 HE 865/G5 HF	7.0	1000	17	549	G5	●	10	D	50000
1	43719621	RL-T5 21 HE 830/G5 HF	10.0	1350	17	849	G5	●	10	E	50000
1	43719622	RL-T5 21 HE 840/G5 HF	10.0	1500	17	849	G5	○	10	D	50000
1	43719623	RL-T5 21 HE 865/G5 HF	10.0	1500	17	849	G5	●	10	D	50000
1	43920249	RL-T5 28 HE 830/G5 HF	17.0	2150	17	1149	G5	●	10	E	50000
1	43920254	RL-T5 28 HE 840/G5 HF	17.0	2400	17	1149	G5	○	10	E	50000
1	43920252	RL-T5 28 HE 865/G5 HF	17.0	2400	17	1149	G5	●	10	E	50000
1	43920259	RL-T5 35 HE 840/G5 HF	18.0	2800	17	1449	G5	○	10	D	50000
1	43920255	RL-T5 35 HE 865/G5 HF	18.0	2800	17	1449	G5	●	10	D	50000

Operate only on approved ECGs according to Radium compatibility list www.radium.de/compatibility

- 5 -
YEARS
GUARANTEE



1



LED Star Tube T5 HO AC, G5

d mm l mm Pcs.. h



1	43920277	RL-T5 49 HO 840/G5 AC	26.0	4000	19	1449	G5	○	10	D	50000
1	43920278	RL-T5 54 HO 840/G5 AC	26.0	4000	19	1149	G5	○	10	D	50000
1	43920279	RL-T5 80 HO 840/G5 AC	37.0	5600	19	1449	G5	○	10	D	50000

- 5 -
YEARS
GUARANTEE



1




LED Star Tube T5 HE AC, G5

d mm l mm Pcs.. h



1	43720272	RL-T5 14 HE 840/G5 AC	8.0	1200	19	549	G5	○	10	D	50000
1	43920274	RL-T5 28 HE 840/G5 AC	16.0	2400	19	1149	G5	○	10	D	50000
1	43920275	RL-T5 35 HE 840/G5 AC	18.0	2800	19	1449	G5	○	10	D	50000



1



LED T5 Neo®, G5

max.

max.

d mm

l mm

Pcs..

h



		max.	max.	d mm	l mm				Pcs..		h
1	43720825	RL-T5 14/24 NEO 830/G5 DC	10.0	1620	17	549	G5	●	10	D	90000
1	43720826	RL-T5 14/24 NEO 840/G5 DC	10.0	1800	17	549	G5	○	10	C	90000
1	43720827	RL-T5 14/24 NEO 865/G5 DC	10.0	1800	17	549	G5	●	10	C	90000
1	43720828	RL-T5 21/39 NEO 830/G5 DC	17.9	2840	17	849	G5	●	10	D	90000
1	43720829	RL-T5 21/39 NEO 840/G5 DC	17.9	3150	17	849	G5	○	10	C	90000
1	43720830	RL-T5 21/39 NEO 865/G5 DC	17.9	3150	17	849	G5	●	10	C	90000
1	43720831	RL-T5 28/54 NEO 830/G5 DC	24.5	4000	17	1149	G5	●	10	D	90000
1	43720832	RL-T5 28/54 NEO 840/G5 DC	24.5	4400	17	1149	G5	○	10	C	90000
1	43720833	RL-T5 28/54 NEO 865/G5 DC	24.5	4400	17	1149	G5	●	10	C	90000
1	43720834	RL-T5 35/49 NEO 830/G5 DC	23.4	3870	17	1449	G5	●	10	D	90000
1	43720835	RL-T5 35/49 NEO 840/G5 DC	23.4	4300	17	1449	G5	○	10	C	90000
1	43720836	RL-T5 35/49 NEO 865/G5 DC	23.4	4300	17	1449	G5	●	10	C	90000
1	43720837	RL-T5 49/80 NEO 830/G5 DC	33.9	5600	17	1449	G5	●	10	D	90000
1	43720838	RL-T5 49/80 NEO 840/G5 DC	33.9	6200	17	1449	G5	○	10	C	90000
1	43720839	RL-T5 49/80 NEO 865/G5 DC	33.9	6200	17	1449	G5	●	10	C	90000

Adjustable luminous flux and wattage.

Keep current with LED T5 Neo®

- Variable luminous flux up to 6,200 lm
- Increased efficiency: up to 192 lm/W
- Extremely durable: up to 90,000 h L70B10
- TÜV certified
- Suitable for emergency power supply
- Dimmable
- DALI-capable



Driver

- Control of up to four Radium LED T5 Neo®
- High reliability
- DALI2
- TÜV Süd ENEC certified
- Compatibility test no longer necessary

Here you will find the fitting
LED drivers.





- 5 -
YEARS
GUARANTEE



1



LED Star Tube T8 HO HF, G13

d mm

l mm

Pcs.


h



1	43920142	RL-T8 36 HO 840/G13 HF	15.0	2400	28	1200	G13	○	10	D	60000
1	43920141	RL-T8 36 HO 865/G13 HF	15.0	2400	28	1200	G13	●	10	D	60000
1	43920139	RL-T8 58 HO 840/G13 HF	23.0	3700	28	1500	G13	○	10	D	60000
1	43920140	RL-T8 58 HO 865/G13 HF	23.0	3700	28	1500	G13	●	10	D	60000

Only operate on approved ECGs in accordance with the Radium compatibility list <https://www.radium.de/en/compatibility>

- 5 -
YEARS
GUARANTEE



1



LED Star Tube T8 HF, G13


d mm l mm Pcs.. h



1	43719731	RL-T8 18 S 830/G13 HF	7.5	1000	28	600	G13	●	10	E	60000
1	43720058	RL-T8 18 S 840/G13 HF	7.5	1100	28	600	G13	○	10	D	60000
1	43719732	RL-T8 18 S 865/G13 HF	7.5	1100	28	600	G13	●	10	D	60000
1	43719733	RL-T8 36 S 830/G13 HF	14.0	1900	28	1200	G13	●	10	E	60000
1	43720059	RL-T8 36 S 840/G13 HF	14.0	2100	28	1200	G13	○	10	D	60000
1	43719734	RL-T8 36 S 865/G13 HF	14.0	2100	28	1200	G13	●	10	D	60000
1	43719735	RL-T8 58 S 830/G13 HF	20.0	2800	28	1500	G13	●	10	E	60000
1	43720060	RL-T8 58 S 840/G13 HF	20.0	3100	28	1500	G13	○	10	D	60000
1	43719736	RL-T8 58 S 865/G13 HF	20.0	3100	28	1500	G13	●	10	D	60000

Only operate on approved ECGs in accordance with the Radium compatibility list <https://www.radium.de/en/compatibility>

- 3 -
YEARS
GUARANTEE



1



LED Essence Tube T8 HF, G13

d mm l mm Pcs.. h



1	43920136	RL-T8 18 840/G13 HF	8.0	800	28	600	G13	○	10	F	30000
1	43920135	RL-T8 18 865/G13 HF	8.0	800	28	600	G13	●	10	F	30000

Only operate on approved ECGs in accordance with the Radium compatibility list <https://www.radium.de/en/compatibility>

- 5 -
YEARS
GUARANTEE



1



LED Star Tube T8 HO UN, G13

d mm l mm Pcs.. h



1	43920128	RL-T8 18 HO 840/G13 UN	7.5	1100	28	600	G13	○	10	D	60000
1	43920127	RL-T8 18 HO 865/G13 UN	7.5	1100	28	600	G13	●	10	D	60000
1	43720050	RL-T8 36 HO 840/G13 UN	15.0	2400	28	1200	G13	○	10	C	60000
1	43720051	RL-T8 36 HO 865/G13 UN	15.0	2400	28	1200	G13	●	10	C	60000
1	43720052	RL-T8 58 HO 840/G13 UN	23.0	3700	28	1500	G13	○	10	C	60000
1	43720053	RL-T8 58 HO 865/G13 UN	23.0	3700	28	1500	G13	●	10	C	60000

For ECG operation, only operate on approved ECGs in accordance with the Radium compatibility list www.radium.de/kompatibilitat

- 3 -
YEARS
GUARANTEE



1



LED Essence Tube T8 UN, G13

d mm l mm Pcs.. h



1	43920131	RL-T8 36 830/G13 UN	18.0	1850	28	1200	G13	●	10	F	30000
1	43920130	RL-T8 36 840/G13 UN	18.0	2000	28	1200	G13	○	10	E	30000
1	43920129	RL-T8 36 865/G13 UN	18.0	2000	28	1200	G13	●	10	E	30000
1	43920134	RL-T8 58 830/G13 UN	24.0	2550	28	1500	G13	●	10	F	30000
1	43920133	RL-T8 58 840/G13 UN	24.0	2800	28	1500	G13	○	10	E	30000
1	43920132	RL-T8 58 865/G13 UN	24.0	2800	28	1500	G13	●	10	E	30000

For ECG operation, only operate on approved ECGs in accordance with the Radium compatibility list www.radium.de/kompatibilitat

- 5 -
YEARS
GUARANTEE



1




LED Star Plus Tube T8 Plus UO EM, G13

d mm l mm Pcs.. h



1	43720046	RL-T8 36 SP UO 840/G13 EM	14.9	2600	26,7	1200	G13	○	10	C	75000
1	43720047	RL-T8 36 SP UO 865/G13 EM	14.9	2600	26,7	1200	G13	●	10	C	75000
1	43720048	RL-T8 58 SP UO 840/G13 EM	23.4	4100	26,7	1500	G13	○	10	C	75000
1	43720049	RL-T8 58 SP UO 865/G13 EM	23.4	4100	26,7	1500	G13	●	10	C	75000

- 5 -
YEARS
GUARANTEE



1



LED Star Tube T8 Plus EM, G13

d mm l mm Pcs.. h



1	43719790	RL-T8 18 SP 840/G13 EM	6.7	1100	26,7	600	G13	○	10	C	60000
1	43719791	RL-T8 18 SP 865/G13 EM	6.7	1100	26,7	600	G13	●	10	C	60000
1	43719792	RL-T8 36 SP 840/G13 EM	12.7	2100	26,7	1200	G13	○	10	C	60000
1	43719793	RL-T8 36 SP 865/G13 EM	12.7	2100	26,7	1200	G13	●	10	C	60000
1	43719794	RL-T8 58 SP 840/G13 EM	18.8	3100	26,7	1500	G13	○	10	C	60000
1	43719795	RL-T8 58 SP 865/G13 EM	18.8	3100	26,7	1500	G13	●	10	C	60000

- 5 -
YEARS
GUARANTEE



1




LED Star Tube T8 HO EM, G13

d mm l mm Pcs.. h



1	43819786	RL-T8 36 S HO 840/G13 EM	15.6	2500	26.7	1200	G13	○	10	C	50000
1	43519216	RL-T8 36 S HO 865/G13 EM	15.1	2500	26.7	1200	G13	●	10	C	60000
1	43819788	RL-T8 58 S HO 840/G13 EM	23.1	3700	26.7	1500	G13	○	10	C	50000
1	43819789	RL-T8 58 S HO 865/G13 EM	23.1	3700	26.7	1500	G13	●	10	C	50000

- 5 -
YEARS
GUARANTEE



1



LED Star Tube T8 EM, G13

d mm l mm Pcs.. h



1	43719720	RL-T8 18 S 840/G13 EM	7.3	1100	26.7	600	G13	○	10	D	50000
1	43719721	RL-T8 18 S 865/G13 EM	7.3	1100	26.7	600	G13	●	10	D	50000
1	43518309	RL-T8 30 S 840/G13 EM	11.3	1700	26.7	600	G13	●	10	D	50000
1	43719727	RL-T8 36 S 840/G13 EM	14.0	2100	26.7	1200	G13	○	10	D	50000
1	43719728	RL-T8 36 S 865/G13 EM	14.0	2100	26.7	1200	G13	●	10	D	50000
1	43719729	RL-T8 58 S 840/G13 EM	20.6	3100	26.7	1500	G13	○	10	D	50000
1	43719730	RL-T8 58 S 865/G13 EM	20.6	3100	26.7	1500	G13	●	10	D	50000

- 5 -
YEARS
GUARANTEE



1




LED Star Tube T8 Motion Sensor, G13

d mm l mm Pcs.. h



1	43719796	RL-T8 18 S MS 840/G13 EM	6.8	1100	26.7	600	G13	○	10	C	50000
1	43719797	RL-T8 36 S MS 840/G13 EM	13.1	2100	26.7	1200	G13	○	10	C	50000
1	43719798	RL-T8 58 S MS 840/G13 EM	19.3	3100	26.7	1500	G13	○	10	C	50000

- 5 -
YEARS
GUARANTEE



1



LED Star Tube T8 Food, G13

d mm l mm Pcs.. h



1	43719799	RL-T8 36 S FOOD 833/G13 EM	11.6	1100	26.7	1200	G13	●	10	-	50000
1	43719800	RL-T8 58 S FOOD 833/G13 EM	17.9	1700	26.7	1500	G13	●	10	-	50000

- 3 -
YEARS
GUARANTEE



1



LED Essence Tube T8 EM, G13

d mm l mm pcs. h



1	43819743	RL-T8 18 830/G13 EM	6.6	760	26.7	600	G13	●	10	F	30000
1	43919875	RL-T8 18 840/G13 EM	6.3	850	26.7	600	G13	○	10	E	30000
1	43919876	RL-T8 18 865/G13 EM	6.3	850	26.7	600	G13	●	10	E	30000
1	44020229	RL-T8 36 830/G13 EM	15.0	1700	26.7	1200	G13	●	10	E	30000
1	44119877	RL-T8 36 840/G13 EM	15.0	1900	26.7	1200	G13	○	10	F	30000
1	44119878	RL-T8 36 865/G13 EM	15.0	1900	26.7	1200	G13	●	10	E	30000
1	44020242	RL-T8 58 830/G13 EM	18.3	2000	26.7	1500	G13	●	10	E	30000
1	43919879	RL-T8 58 840/G13 EM	17.5	2200	26.7	1500	G13	○	10	F	30000
1	44020243	RL-T8 58 865/G13 EM	18.3	2200	26.7	1500	G13	●	10	E	30000



1

2

- 3 -
YEARS
GUARANTEE



LED Essence T9 Ring EM, G10q

d mm l mm Pcs.. h



1	43420565	RL-T9 C22 840/G10Q EM	12.0	1320	212	-	G10q	○	10	E	30000
1	43420566	RL-T9 C22 865/G10Q EM	12.0	1320	212	-	G10q	●	10	E	30000
2	43218813	RL-T9 C32 865/G10Q EM	20.0	2000	298	-	G10q	●	10	F	30000



1



LED T8 Neo®, G13

.

d mm

l mm

pcs.

h



1	43719848	LED T8 NEO 18 840/G13	6.9	1215	28.5	603	G13	○	10	C	100000
1	43719849	LED T8 NEO 18 865/G13	6.9	1215	28.5	603	G13	●	10	D	100000
1	43719850	LED T8 NEO 36 840/G13	13.9	2460	28.5	1275	G13	○	10	C	100000
1	43719851	LED T8 NEO 36 865/G13	13.9	2460	28.5	1275	G13	●	10	C	100000
1	43719852	LED T8 NEO 58 840/G13	24.3	4200	28.5	1514	G13	○	10	C	100000
1	43719853	LED T8 NEO 58 865/G13	24.3	4200	28.5	1514	G13	●	10	D	100000

Adjustable luminous flux

Keep current with LED T8 Neo®

- Variable luminous flux up to 5,180 lm
- Increased efficiency: up to 180 lm/W
- Extremely durable: up to 100,000 h L70B10
- TÜV certified
- Suitable for emergency power
- Dimmable
- DALI-capable



LED driver

- Control of up to four Radium LED T8 Neo®
- High reliability
- DALI2
- TÜV Süd ENEC certified
- Compatibility test no longer necessary



Here you will find the fitting
LED drivers.

The difference lies in the specifics.

Unique lighting with our special LED lamps.

Today, LEDs are increasingly being installed in luminaires that, in the event of a defect, can only be disposed of as a whole. However, more and more people want to be able to replace lamps and thus contribute to more environmental protection. High-quality LED Special Lamps from Radium support this trend – e.g. with LED HRL, LED R7s or LED PIN as replacements for halogen, compact fluorescent or mercury vapor lamps. For all those who are already thinking about future generations.





**LED
Special
Lamps**



LED Special Lamps

Efficient portfolio for special applications

Excellent internal and external values

- Direct replacement of halogen, compact fluorescent and mercury vapor lamps
- Easy handling, no modification of the luminaire
- 100 % light instantly
- Extremely energy-saving
- High luminous flux: up to 13,000 lm (RL HRL), 2,000 lm (RL TS) and 1,100lm (RL DUO), respectively
- Service life of up to 50,000 (RL HRL)

Areas of application

- Decorative and glare-free lighting: RaLEDina Star and Essence
- Replacement of mercury vapor lamps, e.g. in outdoor lighting: LED Essence HRL
- Replacement of compact fluorescent lamps, e.g. in recessed ceiling luminaires: LED Essence DUO G24d, LED Long HF
- Replacement of halogen lamps, e.g. in ceiling floodlights and spotlights: LED R7s Star and Essence
- Replacement of halogen pin-base lamps, e.g. in ceiling luminaires and recessed furniture luminaires: LED PIN Star and Essence
- Replacement of tube lamps e.g. in range hoods and refrigerators: LED Essence T26

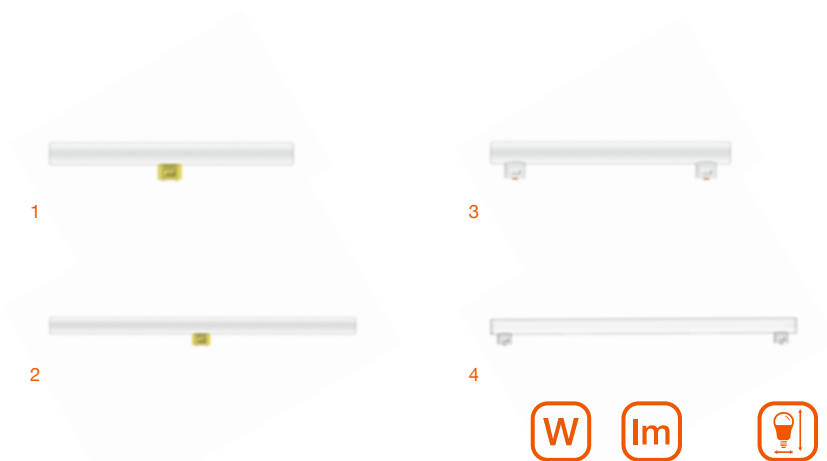


RaLEDina Star

d mm l mm Pcs.. h



MIG.	1	43714955	RL-RAL1 35 DIM 827/0	3.1	275	29	300	S14d	●	10	F	25000
MIG.	2	43714956	RL-RAL1 60 DIM 827/0	4.9	470	29	500	S14d	●	10	F	25000
MIG.	3	43714953	RL-RAL2 35 DIM 827/0	3.1	275	29	300	S14s	●	10	F	25000
MIG.	4	43714954	RL-RAL2 60 DIM 827/0	4.9	470	29	500	S14s	●	10	F	25000
MIG.	4	43714957	RL-RAL2 120 DIM 827/0	9.9	1055	29	1000	S14s	●	5	F	25000



**MADE
INGER
MANY.**

**- 3 -
YEARS
GUARANTEE**



RaLEDina Essence

d mm l mm Pcs.. h



1	42814950	RL-RAL1 35 827/0	3,2	275	29	300	S14d	●	10	F	15000	MIG.
2	42814952	RL-RAL1 60 827/0	4,8	470	29	500	S14d	●	10	F	15000	MIG.
3	42814949	RL-RAL2 35 827/0	3,2	275	29	300	S14s	●	10	F	15000	MIG.
4	42814951	RL-RAL2 60 827/0	4,8	470	29	500	S14s	●	10	F	15000	MIG.



RaLEDina Lampholder

l mm w mm h mm

1	ZLFA0945	RAL1/Holder/S14D	gray	82	46	34	S14d	⚠
2	ZLFA1530	RAL2/Holder/S14S	white	67	36	36	S14s	



**- 5 -
YEARS
GUARANTEE**



LED Essence HRL EM

d mm l mm Pcs.. h



1	44020212	RL-HRL50 840/E27 EM	14.5	2000	56	138	E27	○	6	D	50000
2	44020213	RL-HRL80 840/E27 EM	29.0	4000	76	172	E27	○	6	D	50000
4	43819750	RL-HRL125 840/E27 EM	41.0	6000	80	195	E27	○	6	D	50000
3	43819751	RL-HRL125 840/E40 EM	41.0	6000	80	204	E40	○	6	D	50000
5	43819752	RL-HRL250 840/E40 EM	90.0	13000	110	270	E40	○	6	D	50000



**- 3 -
YEARS
GUARANTEE**



LED Essence S EM

d mm l mm Pcs.. h



1	43419739	RL-S9 830/G23 EM	4.5	450	32	165	G23	●	10	F	30000
1	43420561	RL-S9 840/G23 EM	4.5	500	32	165	G23	○	10	E	30000
2	43419740	RL-S11 830/G23 EM	6.0	630	32	234	G23	●	10	F	30000
2	43420562	RL-S11 840/G23 EM	6.0	700	32	234	G23	○	10	E	30000



- 3 -
YEARS
GUARANTEE



LED Essence DUO EM

d mm l mm Pcs.. h



1	43419781	RL-DU013 830/G24d-1 EM	6.0	600	34	148	G24d-1	●	10	F	30000
1	43420563	RL-DU013 840/G24d-1 EM	6.0	660	34	148	G24d-1	○	10	E	30000
1	43419782	RL-DU018 830/G24d-2 EM	7.0	700	34	148	G24d-2	●	10	F	30000
1	43420564	RL-DU018 840/G24d-2 EM	7.0	770	34	148	G24d-2	○	10	E	30000
2	43419783	RL-DU026 830/G24d-3 EM	10.0	990	34	171	G24d-3	●	10	F	30000
2	43420568	RL-DU026 840/G24d-3 EM	10.0	1100	34	171	G24d-3	○	10	E	30000



- 3 -
YEARS
GUARANTEE



LED Essence DUO/E UN

d mm l mm Pcs.. h



1	43519769	RL-DUO/E13 840/G24q-1 UN	6.0	660	33	143	G24q-1	○	10	E	30000
1	43519771	RL-DUO/E18 840/G24q-2 UN	7.0	770	33	143	G24q-2	○	10	E	30000
2	43519772	RL-DUO/E26 840/G24q-3 UN	10.0	1100	33	170	G24q-3	○	10	E	30000

If operated with ECG, only on approved ECGs according to Radium compatibility list www.radium.de/compatibility



- 3 -
YEARS
GUARANTEE




LED Essence Long HF

d mm l mm Pcs.. h



1	43520573	RL-LONG18 840/2G11 HF	8.0	1000	44	230	2G11	○	10	E	30000
2	43519776	RL-LONG24 840/2G11 HF	12.0	1500	44	321	2G11	○	10	E	30000
3	43520574	RL-LONG36 840/2G11 HF	18.0	2300	44	413	2G11	○	10	E	30000
4	43520575	RL-LONG55 840/2G11 HF	25.0	3250	44	535	2G11	○	10	E	30000

Operate only on approved ECGs according to Radium compatibility list www.radium.de/compatibility



- 3 -
YEARS
GUARANTEE



LED Essence TWIN EM

d mm l mm Pcs.. h



1	43619784	RL-TWIN36 830/2G10 EM	20.0	2250	89	221	2G10	●	10	E	30000
1	43619785	RL-TWIN36 840/2G10 EM	20.0	2500	89	221	2G10	○	10	E	30000



- 3 -
YEARS
GUARANTEE



LED Essence TRIO/E UN

d mm l mm Pcs.. h



1	43519770	RL-TRIO/E18 840/GX24q-2 UN	7.0	800	45	120	GX24q-2	○	10	E	30000
2	43519773	RL-TRIO/E26 840/GX24q-3 UN	10.0	1100	45	140	GX24q-3	○	10	E	30000
3	43519774	RL-TRIO/E32 840/GX24q-3 UN	16.0	1800	45	155	GX24q-3	○	10	E	30000
4	43519775	RL-TRIO/E42 840/GX24q-4 UN	20.0	2300	45	165	GX24q-4	○	10	E	30000

If operated with ECG, only on approved ECGs according to Radium compatibility list www.radium.de/compatibility



- 3 -
YEARS
GUARANTEE



LED Essence GX53

d mm l mm Pcs.. h



1	44020210	RL-GX53 40 827/VWFL	4.9	470	74	28	GX53	●	10	F	15000
---	----------	----------------------------	-----	-----	----	----	------	---	----	---	-------



- 5 -
YEARS
GUARANTEE

1




LED Star R7s

d mm l mm Pcs.. h



1	43820788	RL-TS125 DIM 827/R7S	15.0	2000	28	118	R7S	●	20	E	25000
---	----------	-----------------------------	------	------	----	-----	-----	---	----	---	-------



- 4 -
YEARS
GUARANTEE

1

2



LED Essence R7s

d mm l mm Pcs.. h



1	43819819	RL-TSK60 827/R7S SLIM	7.0	806	20	78	R7S	●	20	E	15000
2	43819828	RL-TS100 827/R7S SLIM	12.0	1521	20	118	R7S	●	20	E	15000



- 5 -
YEARS
GUARANTEE



LED Star PIN

d mm l mm Pcs.. h



1	43820786	RL-PIN30 DIM 827/C/G9	3.0	320	16	52	G9	●	20	F	25000
2	43719831	RL-PIN40 DIM 827/C/GY6.35	4.5	470	18	50	GY6.35	●	20	F	20000



- 4 -
YEARS
GUARANTEE



LED Essence PIN

d mm l mm Pcs.. h



1	43819832	RL-PIN10 827/C/G4 Micro	1.0	100	10	30	G4	●	20	F	15000
2	43819833	RL-PIN20 827/C/G4	1.8	200	13	36	G4	●	20	F	15000
3	43419829	RL-PIN30 827/C/G9	2.6	320	15	47	G9	●	20	E	15000
4	43420569	RL-PIN40 827/C/G9	4.2	470	19	52	G9	●	20	E	15000
5	43519915	RL-PIN50 827/C/G9	4.8	600	18	59	G9	●	20	E	15000



- 4 -
YEARS
GUARANTEE

1



LED Essence T26

d mm l mm Pcs.. h



1	43920789	RL-T26 40 827/C/E14	4.2	470	25	83	E14	●	20	E	15000
---	----------	----------------------------	-----	-----	----	----	-----	---	----	---	-------



- 5 -
YEARS
GUARANTEE

1



LED Star T32

d mm l mm Pcs.. h



1	44019835	RL-T32 60 DIM 827/C/E27	7.3	806	32	90	E27	●	20	E	15000
---	----------	--------------------------------	-----	-----	----	----	-----	---	----	---	-------



- 5 -
YEARS
GUARANTEE

1



LED Star T18

d mm l mm Pcs.. h



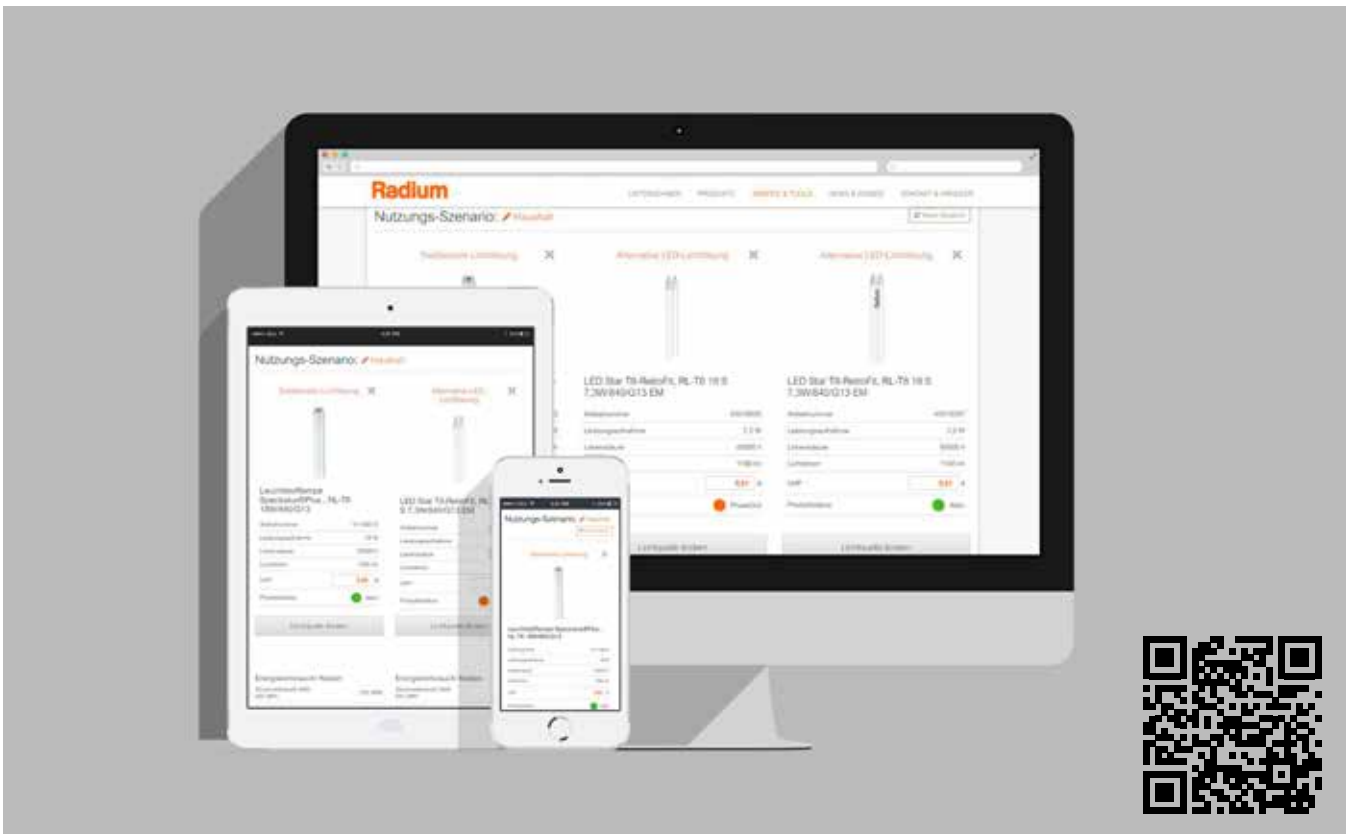
1	44019834	RL-T18 75 DIM 827/C/B15D	9.0	1055	18	101	B15d	●	4	E	15000
---	----------	---------------------------------	-----	------	----	-----	------	---	---	---	-------



Save more energy with Radium. **LED's Save Calculator.**

With so many LED products around, do you still know what's what anymore? If not, don't worry. With the LED's Save Calculator, you will find the right LED replacement product in no time at all. And so that you can see whether the exchange is really worth it, you will get a result with energy costs and payback time. Let your savings potential surprise you today.

www.radium.de/en/leds-save



Important facts at a glance.

Technical information.

General information about LEDs

All technical parameters apply to the whole lamp. Due to the complex manufacturing process of light-emitting diodes, the values given for the technical LED parameters are purely statistical and do not necessarily correspond to the actual technical parameters of each individual product, which may differ from the typical value.

Dimming behavior

Due to different technological concepts, the dimming behavior of lamps with integrated control gears differs from the behavior of conventional incandescent or halogen lamps and may therefore be restricted in certain cases. Under unfavorable conditions (many possible influencing factors), the electronic components contained may develop noise. For more information about lamp dimmer compatibility, please go to www.radium.de/en/dim.



TIP: You can also control our lamps with your smartphone. Find more information at www.radium.de/en/smartlighting/led



What's behind all this?

Explanation of pictograms.



Direct wiring

Suitable for operation on mains voltage. If the existing luminaire is not designed for this operating mode, the luminaire must be modified. In any case, we recommend to use the supplied LED starter and to clearly mark the lamp.



CCG

Suitable for operation with conventional control gear (CCG) as well as directly with mains voltage. For operation with a CCG, the existing starter must be replaced with the LED starter included in the delivery. We recommend removing the compensation capacitor.



ECG

Suitable for operation with an electronic control gear (ECG). Compatibility must be checked in advance using the compatibility list.
www.radium.de/compatibility



Glass

True to original design with high-quality glass bulb



Shatter resistance

Shatter resistance according to IEC 61549 AMD 2:2010 -810-1 4.4.1



Guarantee

Radium LED lamps are known for high-quality engineering, professional thermal management, the use of high-quality components and the application of systematic quality assurance measures. Radium provides guarantees of up to 5 years on LED lamps which are operated in accordance with the product and application guidelines specified by Radium, e.g. data sheets, application notes or compatibility lists. www.radium.de/guarantee



Made in Germany



Many products within the Radium LED lamp portfolio are manufactured directly in Germany and therefore stand for particularly good quality.



Star

Optimum function for professional use. All Star models offer a longer service life and very good efficiency.



Essence

All Essence models offer pure functionality at the best price



NEO

LED tubes for DC operation.



Power consumption (watts)



Luminous flux (lumens)



Dimensions in millimeters (mm)



Base



Color temperature
● 2700/3000 K (warm white)
○ ~ 4000 K (neutral white)
● ~ 6500 K (cool white)



Ambiente LUX (Color temperature ultra warm)



Daylight Sensor
Automatic switch-on of the lamp in the dark



Food - Special Lighting
Special light color for the staging of food



Shipping unit in pieces (pcs.)



Energy label



L70B50 Service life



Color



Ingress protection rating (IP)
For Outdoor



Beam angle



Dimmable. For compatibility information, see page 61 (Dimming behavior).



Motion Sensor
The lamp switches on automatically when movement

Pictograms on our packaging.

Relevant information at a glance.



Do not touch broken bulb



Not dimmable



Operation with defective outer bulb not permitted



No protection against water



Operate LED lamp without cover only



Only suitable for indoor use



Replacement for starter



For operation in open luminaires



The test mark for compliance with legal regulations



Not suitable for emergency power supply



No ECG operation



Mercury content



Disconnect the luminaire from the power supply before replacing the lamp



Frequencies 50-60 Hz



Operating temperature



Beam angle



Dimensions

Space for your thoughts.

Notes.

Radium Lampenwerk GmbH

Dr.-Eugen-Kersting-Str. 6
51688 Wipperfürth
Germany

Telefon +49 (0) 2267 811
Telefax +49 (0) 2267 81353

radium@radium.de
www.radium.de